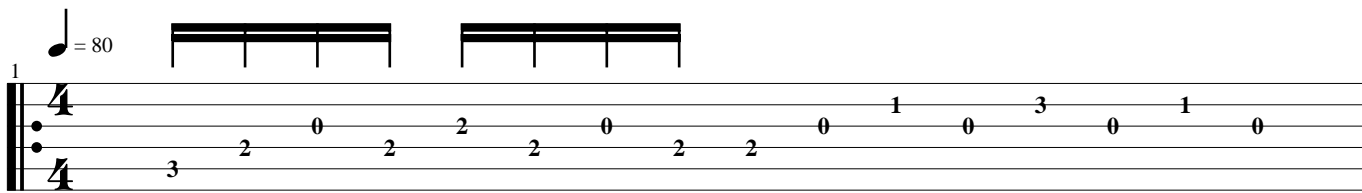


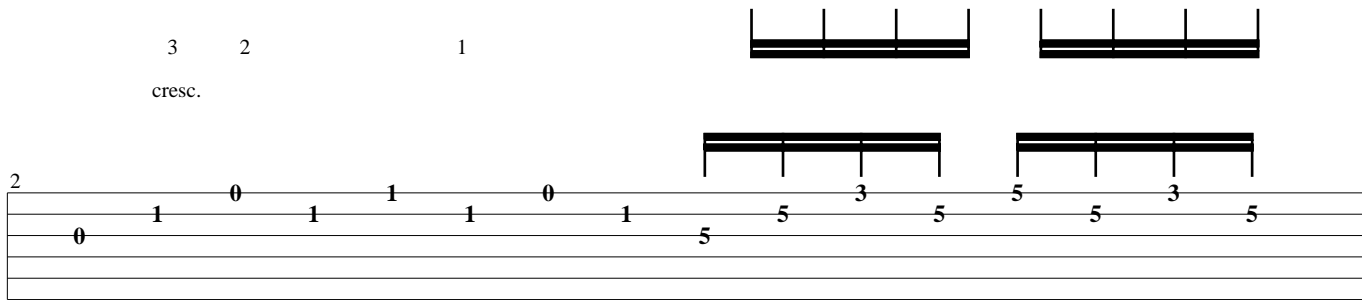
op 060 n_15 Allegro moderato in C

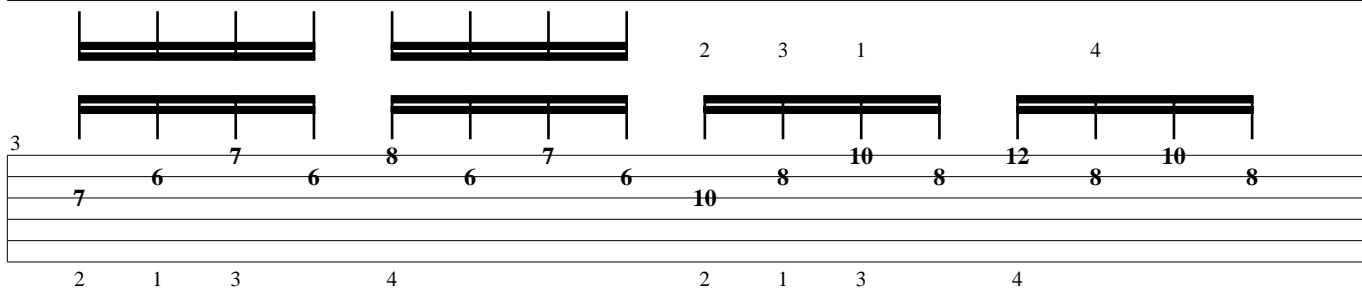
(mutopiaproject.org_CreativeCommonsShareAlike3.0)


Matteo Carcassi (1792-1853)

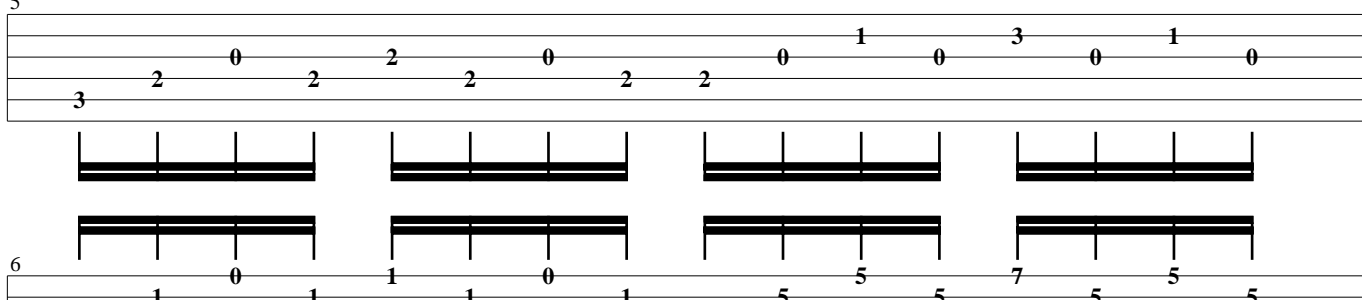
Allegro moderato

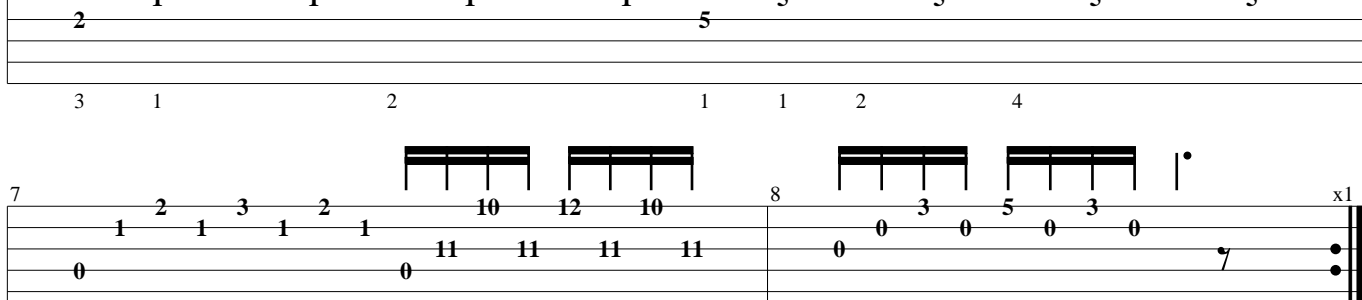
1 


2 

3 

4 

5 

6 

7 

3[^] Pos.

9



D9

10

1 2 4

11

12

3 2 4

13

14

7[^] Pos.

15

1 4 2 0 1 2 3

16

8 10 8 5 7 5 5 5

3 2 4 1 2 4

17

2 1 2 1 3 1 2 1 1 2 1 3 1 2 1

1 1 1 1 1 1 1 1

18

2 3 0 3 0 5 0 3 0 3 0 2 0 3 3 3 3

2 4

19

4 3 4 4 4 4 0 1 2 1 3 1 2 1

0 0 0 0 0 0 0 0

20

0 0 3 0 5 0 3 0 3 2 0

21

2 0 2 2 2 0 2 2 0 1 0 3 0 1 0

3

cresc.

22

1 0 1 1 1 0 1 5 5 3 5 5 5 3 5

0

23

5 5 6 5 8 5 6 5 6 5 5 5 6 5 5 5

1 1 2 4 2 1 1 3

24

5 3 5 5 3 5 3 1 3 3 3 1 3

0 0

25

6 7 6 8 6 7 6 6 7 6 8 6 7 6

5 6

26

2 3 4 1 8 10 8 4 5 4 7 4 5 4

7 9 9 9 9 4 4 5 4 7 4 5 4

27

5 3 5 5 3 5 3 4 3 5 3 4 3

0 5 3 5 5 3 5 3 4 3 5 3 4 3

28

1 1 0 1 0 2 2 3 2 2 3 0 0 0 0

3 2 2 3 2 2 3 0 0 0 0 3 3 3 3

29

3 3 3 5 3 4 4 3 4 4 3 4 4 4 4

3 4 4 3 4 4 3 4 4 3 4 4 4 4 4

30

1 0 1 1 0 1 8 10 8 9 9 9 9

3 3 7 9 9 9 9

31

32

33

34

35

36

dim.

37

38

Musical staff for exercise 38. The top line contains fingerings: 1, 0, 1, 0, 3, 0. The bottom line contains fingerings: 3, 2, 2, 2, 2, 3, 3, 3, 3, 3. Above the staff, there are two trill markings, each consisting of a horizontal bar with three vertical lines underneath.

Two trill diagrams, each showing a horizontal bar with three vertical lines underneath, representing the fingerings for the trills.

dim.

2 3 4

39

Musical staff for exercise 39. The top line contains fingerings: 0, 3, 1, 3, 1, 0. The bottom line contains fingerings: 3, 2, 2, 2, 2, 3, 3, 3, 3, 3. Above the staff, there are four trill markings, each consisting of a horizontal bar with three vertical lines underneath.

Two trill diagrams, each showing a horizontal bar with three vertical lines underneath, representing the fingerings for the trills.

cresc.

Grand barré

40

Musical staff for exercise 40. The top line contains fingerings: 1, 0, 1, 0, 1, 1, 3. The bottom line contains fingerings: 3, 2, 2, 2, 2, 3, 2, 0, 1. Above the staff, there are four trill markings, each consisting of a horizontal bar with three vertical lines underneath.

Four trill diagrams, each showing a horizontal bar with three vertical lines underneath, representing the fingerings for the trills.

Musical staff for exercise 41 and 42. Exercise 41 has fingerings 8, 8, 9, 8 on the top line and 1, 1, 0, 0, 2, 3 on the bottom line. Exercise 42 has fingerings 1, 0, 2, 3 on the top line and 1, 0, 2, 3 on the bottom line. Above the staff, there are trill markings for exercise 41 and a single trill marking for exercise 42.

1121